

Genetic Algorithms for the Travelling Salesman Problem: A Review of Representations and Operators

P. LARRAÑAGA, C.M.H. KUIJPERS, R.H. MURGA, I. INZA and S. DIZDAREVIC

Dept. of Computer Science and Artificial Intelligence, University of the Basque Country, P.O. Box 649, E-20080 San Sebastián, The Basque Country, Spain
E-mail: ccplamup@si.ehu.es

Abstract. This paper is the result of a literature study carried out by the authors. It is a review of the different attempts made to solve the Travelling Salesman Problem with Genetic Algorithms. We present crossover and mutation operators, developed to tackle the Travelling Salesman Problem with Genetic Algorithms with different representations such as: binary representation, path representation, adjacency representation, ordinal representation and matrix representation. Likewise, we show the experimental results obtained with different standard examples using combination of crossover and mutation operators in relation with path representation.

Key words: Travelling Salesman Problem, Genetic Algorithms, binary representation, path representation, adjacency representation, ordinal representation, matrix representation, hybridation

1. Introduction

In nature, there exist many processes which seek a stable state. These processes can be seen as natural optimization processes. Over the last 30 years several attempts have been made to develop global optimization algorithms which simulate these natural optimization processes. These attempts have resulted in the following optimization methods:

- *Simulated Annealing*, based on natural annealing processes.
- *Artificial Neural Networks*, based on processes in central nervous systems.
- *Evolutionary Computation*, based on biological evolution processes.

The algorithms inspired by Evolutionary Computation are called *evolutionary algorithms*. These evolutionary algorithms may be divided into the following branches: *genetic algorithms* (Holland 1975), *evolutionary programming* (Fogel 1962), *evolution strategies* (Bremermann et al. 1965), *classifier systems* (Holland 1975), *genetic programming* (Koza 1992) and other optimization algorithms based on Darwin's evolution theory of natural selection and "survival of the fittest".

In this paper we will only examine one of the above mentioned types of algorithms: genetic algorithms, although some of the exposed mutation operators have been developed in relation to evolutionary programming. We consider these algorithms in combination with the *Travelling Salesman Problem* (TSP). The TSP objective is to find the shortest route for a travelling salesman who, starting from his home city, has to visit every city on a given list precisely once and then return to his home city. The main difficulty of this problem is the immense number of possible tours: $(n - 1)!/2$ for n cities.

Artificial Intelligence can be applied to different problems in different domains such as: scheduling, cryptanalysis, molecular biology, Bayesian networks, clustering, etc. Some of the problems are in some way related to what we will discuss here (see Section 3.2). For this reason, this revision could be of interest, not only to people interested in the TSP, but also, to people interested in the application of Artificial Intelligence techniques in any of the topics mentioned above.

The structure of this paper is as follows. In Section 2 we introduce genetic algorithms. Next, we give a brief introduction of the Travelling Salesman Problem. In Section 4 we describe several representations which may be used for a problem instance of the TSP, and we introduce operators with which they can be combined. We look at how we can include local search in an evolutionary algorithm in Section 5. In Section 6 we present some experimental results carried out with different combinations between some of the crossover and mutation operators developed for the path representation. Lastly, conclusions are given in Section 7.

2. Genetic Algorithms

Evolutionary algorithms are probabilistic search algorithms which simulate natural evolution. They were proposed about 30 years ago (Bremermann et al. 1965; Rechenberg 1973). Their application to combinatorial optimization problems, however, only recently became an actual research topic. In recent years numerous papers and books on the evolutionary optimization of NP-hard problems have been published, in very different application domains such as biology, chemistry, computer aided design, cryptanalysis, identification of systems, medicine, microelectronics, pattern recognition, production planning, robotics, telecommunications, etc.

Holland (1975) introduced *genetic algorithms*. In these algorithms the search space of a problem is represented as a collection of *individuals*. These individuals are represented by character strings (or matrices, see Section 4.6), which are often referred to as *chromosomes*. The purpose of using a genetic algorithm is to find the individual from the search space with the best “genetic

BEGIN AGA

Make initial population at random.

WHILE NOT stop DO**BEGIN**

Select parents from the population.

Produce children from the selected parents.

Mutate the individuals.

Extend the population adding the children to it.

Reduce the extend population.

END

Output the best individual found.

END AGA

Figure 1. The pseudo-code of the Abstract Genetic Algorithm (AGA).

material”. The quality of an individual is measured with an evaluation function. The part of the search space to be examined is called the *population*. Roughly, a genetic algorithm works as follows (see Figure 1).

First, the initial population is chosen, and the quality of this population is determined. Next, in every iteration parents are selected from the population. These parents produce children, which are added to the population. For all newly created individuals of the resulting population a probability near to zero exists that they will “mutate”, i.e. that they will change their hereditary distinctions. After that, some individuals are removed from the population according to a selection criterion in order to reduce the population to its initial size. One iteration of the algorithm is referred to as a *generation*.

The operators which define the child production process and the mutation process are called the crossover operator and the mutation operator respectively. Mutation and crossover play different roles in the genetic algorithm. Mutation is needed to explore new states and helps the algorithm to avoid local optima. Crossover should increase the average quality of the population. By choosing adequate crossover and mutation operators, the probability that the genetic algorithm results in a near-optimal solution in a reasonable number of iterations is increased. There can be various criterias for stopping AGA. For example, if it is possible to determine previously the number of iterations needed. But the stopping criteria should normally take into account the uniformity of the population, the relationship between the average objective function with respect to the objective function of the best individual, as well

as not producing an increase in the objective function of the best individual during a fixed number of cycles. Further description of genetic algorithms can be found in Goldberg (1989) and Davis (1991).

3. The Travelling Salesman Problem

3.1. Introduction

As already started, in Section 1 the *Travelling Salesman Problem* is, given a collection of cities, in order to determine the shortest route which visits each city precisely once and then returns to its starting point. More mathematically we may define the TSP as follows:

Given an integer $n \geq 3$ and an $n \times n$ matrix $C = (c_{ij})$, where each c_{ij} is a nonnegative integer.

Which cyclic permutation π of the integers from 1 to n minimizes the sum $\sum_{i=1}^n c_{i\pi(i)}$?

The Travelling Salesman Problem is a relatively old problem: it was documented as early as 1759 by Euler (though not by that name), whose interest was in solving the knights' tour problem. A correct solution would have a knight visit each of the 64 squares of a chessboard exactly once on its tour. The term 'travelling salesman' was first used in 1932, in a German book written by a veteran travelling salesman. The TSP was introduced by the RAND Corporation in 1948. The Corporation's reputation helped to make the TSP a well known and popular problem. The TSP also became popular at that time due to the new subject of linear programming and attempts to solve combinatorial problems.

Through the years the Travelling Salesman Problem has occupied the thoughts of numerous researchers. There are several reasons for this. Firstly, the TSP is very easy to describe, yet very difficult to solve. No polynomial time algorithm is known with which it can be solved. This lack of any polynomial time algorithm is a characteristic of the class of NP-complete problems, of which the TSP is a classic example. Second, the TSP is broadly applicable to a variety of routing and scheduling problems. Thirdly, since a lot of information is already known about the TSP, it has become a kind of "test" problem; new combinatorial optimization methods are often applied to the TSP so that an idea can be formed of their usefulness. Finally, a great number of problems actually treated with heuristic techniques in Artificial Intelligence are related with the search of the best permutation of n elements, as we will explain in the next paragraph.

Numerous heuristic algorithms have been developed for the TSP. Many of them are described in Lawler et al. (1985). Kirkpatrick et al. (1983) were the first who tried to solve the TSP with simulated annealing. The first researcher to tackle the Travelling Salesman Problem with genetic algorithms was Brady (1985). His example was followed by Grefenstette et al. (1985); Goldberg and Lingle (1985); Oliver et al. (1987) and many others. Other evolutionary algorithms have been applied to the TSP, amongst others, Fogel (1988); Banzhaf (1990) and Ambati et al. (1991).

For an extensive discussion on the TSP we refer you to Lawler et al. (1985). Problem instances of the Travelling Salesman Problem, with parts of the optimal solutions, can be found in a TSP library which is available via ftp from:

```
ftp sfi.santafe.edu
Name (sfi.santafe.edu: foobar): anonymous
Password: (e-mail address)
ftp > cd pub/EC/etc/data/TSP
ftp > type binary
ftp > get tsplib-1.2tar.gz
```

This library was compiled by G. Reinelt. More information about it can be found in Reinelt (1991).

3.2. *Problems in artificial intelligence related with the TSP*

Similar types of problems in relation to the TSP could be the ordering of genes on a chromosome (Gunnels et al. 1994), problems in cryptanalysis, such as the discovery of a key of a simple substitution cipher (Spillmann et al. 1993), or the breaking of transposition ciphers in cryptographic systems (Matthews 1993). In addition work carried out on systems identification, specifically those related with induction of stochastic models, could benefit on the information about the genetic operators compiled in this revision. Likewise, on the topic of Bayesian networks, a problem of evidence propagation according to Lauritzen and Spiegelhalter's algorithm (1988), can use this revision thanks to the search of the optimal order of elimination of vertexes that cause triangularization of moral graph associated to the Bayesian network. Optimality is defined according to the weight of the triangulated graph (Larrañaga et al. 1996a). See also Larrañaga et al. (1996b) for an approximation to the problem of learning the optimal Bayesian network structure.

In another classic problem in Statistics, called Cluster Analysis, which consists of obtaining the optimal classification of a set of individuals characterized by any number of variables, Lozano et al. (1996) developed one

method which used the genetic crossover and mutation operators, related with path representation (see Section 4).

4. Representations and Operators

4.1. Introduction

There have been many different representations used to solve the TSP problem using the Genetic Algorithms. Some of them, such as *binary representation* (Section 4.2) and *matrix representation* (Section 4.6), use binary alphabets for the tour's representation. Although these binary alphabets constitute the standard way of representation in Genetic Algorithms, in the TSP the problem is that the crossover and mutation operators don't constitute closed operations, that is that the results obtained using the above mentioned operators are not valid tours. This is the reason why repair operators have been designed.

The most natural representation of one tour is denominated by *path representation* (See Section 4.3). In this representation, the n cities that should be visited are put in order according to a list of n elements, so that if the city i is the j -th element of the list, city i is the j -th city to be visited. This representation has allowed a great number of crossover and mutation operators to have been developed. We can affirm that nowadays most of the TSP approximation using Genetic Algorithms, are realized using this representation. Fundamental reason lie in its intuitive representation as well as in the good results obtained with it.

From a historic perspective the problems appear to carry out a *schemata analysis*, a theoretic element for the study of Genetic Algorithm's behavior, which is based on the concept of schema. A schema is a chain formed by any characters, apart from the elements of the original alphabet, amplified by the symbol * which can be interpreted as a lack of information. From a geometric point of view, a schema is equivalent to a hyperplane in the search space. The objective of schemata analysis is to provide the lower bound of the expected number of individuals that in the following generation will be associated with a determined schema. This was what inspired Grefenstette et al. (1985) to develop two new representations: adjacency representation and ordinal representation. The *adjacency representation* (Section 4.4) allows schemata analysis, although the empirical results obtained with this representation have been poor. The *ordinal representation* (Section 4.5) presents the advantage that classic crossover and mutation operators can be used without the necessity of designing new operators. However just as with the previous representation, experimental results obtained have been generally poor.

Table 1. Summary of representations and operators

Representation	Operators	Authors
<i>Binary</i>	Classical + repair operator	Lidd (1991)
<i>Path</i>	Partially-mapped crossover	Goldberg and Lingle (1985)
	Order-crossover	Davis (1985)
	Order based crossover	Syswerda (1991)
	Position based crossover	Syswerda (1991)
	Heuristic crossover	Grefenstette (1987b)
	Edge recombination crossover	Whitley et al. (1989)
	Sorted match crossover	Brady (1985)
	Maximal preservative crossover	Mühlenbein et al. (1988)
	Voting recombination crossover	Mühlenbein (1989)
	Alternating-positions crossover	Larrañaga et al. (1996a)
	Displacement mutation	Michalewicz (1992)
	Exchange mutation	Banzhaf (1990)
	Insertion mutation	Fogel (1988)
	Simple inversion mutation	Holland (1975)
	Inversion mutation	Fogel (1990)
	Scramble mutation	Syswerda (1991)
<i>Adjacency</i>	Alternating edge crossover	Grefenstette et al. (1985)
	Subtour chunks crossover	Grefenstette et al. (1985)
	Heuristic crossover 1	Grefenstette et al. (1985)
	Heuristic crossover 2	Jog et al. (1989)
	Heuristic crossover 3	Suh and Van Gucht (1987)
<i>Ordinal</i>	Classical operators	Grefenstette et al. (1985)
<i>Matrix</i>	Intersection crossover operator	Fox and McMahon (1987)
	Union crossover operator	Fox and McMahon (1987)
	Repair operators	Seniw (1981)
	Repair operators	Homaifar and Guan (1991)
	Heuristic inversion mutation	Homaifar and Guan (1991)

Table 1 shows the names of representations and crossover and mutation operators which are explained in the rest of this section.

Table 2. Binary representation of the 6-cities TSP

i	City i	i	City i
1	000	4	011
2	001	5	100
3	010	6	101

4.2. Binary representation

In a *binary representation* of the n -cities TSP, each city is encoded as a string of $\lceil \log_2 n \rceil$ bits, an individual is a string of $n \lceil \log_2 n \rceil$ bits. For example, in the 6-cities TSP the cities are represented by 3-bit strings (see Table 2).

Following the binary representation defined in Table 2, the tour 1-2-3-4-5-6 is represented by

(000 001 010 011 100 101).

Note that there exist 3-bit strings which do not correspond to any city: the strings are 110 and 111.

4.2.1. Classical crossover

The *classical crossover operator* was proposed by Holland (1975). It works as follows. Consider, for example, the following two solutions of the 6-cities TSP:

(000 001 010 011 100 101) and
(101 100 011 010 001 000).

Randomly a crossover point is selected, where the strings are broken into separate parts. Suppose, for example, that we choose the crossover point to be between the ninth and the tenth bit. Hence,

(000 001 010|011 100 101) and
(101 100 011|010 001 000).

Recombining the different parts results in

(000 001 010 010 001 000) and
(101 100 011 011 100 101),

which do not represent legal tours. To change the created offspring into legal tours we need some sort of *repair algorithm*. From a general point of view, a

repair algorithm is one that transfers those individuals that do not belong to the search space into individuals of that search space.

4.2.2. *Classical mutation*

The *classical mutation operator* was also developed by Holland (1975). It alters one or more bits with a probability equal to the mutation rate, which is close to zero. For example, consider again the following string which represent the tour 1-2-3-4-5-6:

$$(000\ 001\ 010\ 011\ 100\ 101).$$

Suppose that the first and the second bit are selected for mutation. Hence, these bits change from a 0 into a 1. The result is

$$(110\ 001\ 010\ 011\ 100\ 101),$$

which does not represent a tour.

Lidd (1991) applied a binary vector approach for the TSP. However, although he managed to get some high quality results for small TSPs (his highest test case consisted of 100 cities), the binary representation is not considered to be very appropriate for the TSP as commented by Whitley et al. (1989):

Unfortunately, there is no practical way to encode a TSP as a binary string that does not have ordering dependencies or to which operators can be applied in a meaningful fashion. Simply crossing strings of cities produces duplicates and omissions. Thus, to solve this problem some variation on standard genetic crossover must be used. The ideal recombination operator should recombine critical information from the parent structures in a non-destructive, meaningful manner.

4.3. *Path representation*

The *path representation* is probably the most natural representation of a tour. Again a tour is represented as a list of n cities. If city i is the j -th element of the list, city i is the j -th city to be visited. Hence, the tour 3-2-4-1-7-5-8-6 is simply represented by

$$(3\ 2\ 4\ 1\ 7\ 5\ 8\ 6).$$

Since for the TSP in combination with the path representation the classical operators are also not suitable, other crossover and mutation operators have been defined.

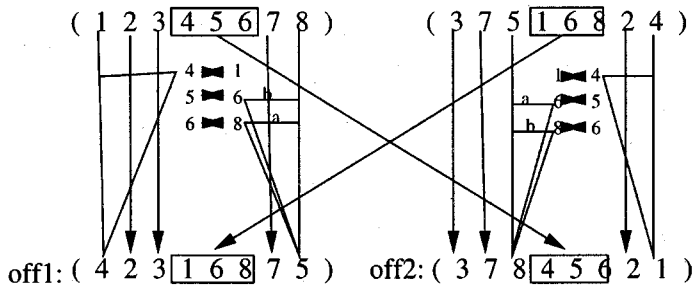


Figure 2. Partially-mapped crossover operator (PMX).

4.3.1. Partially-mapped crossover (PMX)

The *partially-mapped crossover operator* (Figure 2) was suggested by Goldberg and Lingle (1985). It passes on ordering and value information from the parent tours to the offspring tours. A portion of one parent's string is mapped onto a portion of the other parent's string and the remaining information is exchanged. Consider, for example the following two parent tours:

$$(1\ 2\ 3\ 4\ 5\ 6\ 7\ 8)\ \text{and} \\ (3\ 7\ 5\ 1\ 6\ 8\ 2\ 4).$$

The PMX operator creates an offspring in the following way. First, it selects uniformly at random two cut points along the strings, which represent the parent tours. Suppose that the first cut point is selected between the third and fourth string element, and the second one between the sixth and seventh string element. For example,

$$(1\ 2\ 3|4\ 5\ 6|7\ 8)\ \text{and} \\ (3\ 7\ 5|1\ 6\ 8|2\ 4).$$

The substrings between the cut points are called the mapping sections. In our example they define the mappings $4 \leftrightarrow 1$, $5 \leftrightarrow 6$ and $6 \leftrightarrow 8$. Now the mapping section of the first parent is copied into the second offspring, and the mapping section of the second parent is copied into the first offspring, growing:

$$\text{offspring 1: } (x\ x\ x|1\ 6\ 8|x\ x)\ \text{and} \\ \text{offspring 2: } (x\ x\ x|4\ 5\ 6|x\ x).$$

Then offspring i ($i = 1, 2$) is filled up by copying the elements of the i -th parent. In case a city is already present in the offspring it is replaced according to the mappings. For example, the first element of offspring 1 would be a 1

like the first element of the first parent. However, there is already a 1 present in offspring 1. Hence, because of the mapping $1 \leftrightarrow 4$ we choose the first element of offspring 1 to be a 4. The second, third and seventh elements of offspring 1 can be taken from the first parent. However, the last element of offspring 1 would be an 8, which is already present. Because of the mappings $8 \leftrightarrow 6$, and $6 \leftrightarrow 5$, it is chosen to be a 5. Hence,

$$\text{offspring 1: } (4\ 2\ 3|1\ 6\ 8|7\ 5).$$

Analogously, we find

$$\text{offspring 2: } (3\ 7\ 8|4\ 5\ 6|2\ 1).$$

Note that the absolute positions of some elements of both parents are preserved.

A variation of the PMX operator is described in Grefenstette (1987b): given two parents the offspring is created as follows. First, the second parent string is copied onto the offspring. Next, an arbitrary subtour is chosen from the first parent. Lastly, minimal changes are made in the offspring necessary to achieve the chosen subtour. For example, consider parent tours

$$(1\ 2\ 3\ 4\ 5\ 6\ 7\ 8) \text{ and} \\ (1\ 5\ 3\ 7\ 2\ 4\ 6\ 8),$$

and suppose that subtour (3 4 5) is chosen. This gives offspring

$$(1\ 3\ 4\ 5\ 7\ 2\ 6\ 8).$$

4.3.2. Cycle crossover (CX)

The cycle crossover operator (Figure 3) was proposed by Oliver et al. (1987). It attempts to create an offspring from the parents where every position is occupied by a corresponding element from one of the parents. For example, consider again the parents

$$(1\ 2\ 3\ 4\ 5\ 6\ 7\ 8) \text{ and} \\ (2\ 4\ 6\ 8\ 7\ 5\ 3\ 1).$$

Now we choose the first element of the offspring equal to be either the first element of the first parent tour or the first element of the second parent tour. Hence, the first element of the offspring has to be a 1 or a 2. Suppose we choose it to be 1,

$$(1\ * \ * \ * \ * \ * \ * \ *).$$

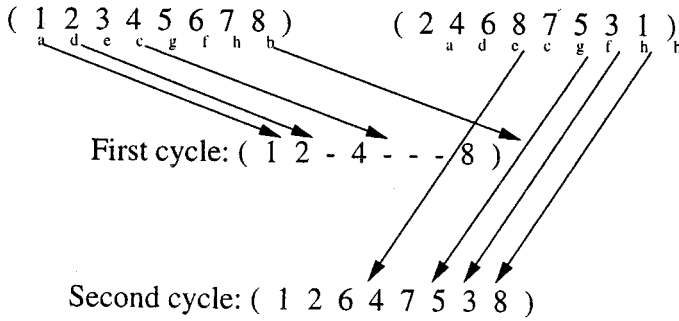


Figure 3. Cycle crossover (CX).

Now, consider the last element of the offspring. Since this element has to be chosen from one of the parents, it can only be an 8 or a 1. However, if a 1 were selected, the offspring would not represent a legal tour. Therefore, an 8 is chosen,

$$(1 \ * \ * \ * \ * \ * \ * \ 8).$$

Analogously, we find that the fourth and the second element of the offspring also have to be selected from the first parent, which results in

$$(1 \ 2 \ * \ 4 \ * \ * \ * \ 8).$$

The positions of the elements chosen up to now are said to be a cycle. Now consider the third element of the offspring. This element we may choose from any of the parents. Suppose that we select it to be from parent 2. This implies that the fifth, sixth and seventh elements of the offspring also have to be chosen from the second parent, as they form another cycle. Hence, we find the following offspring:

$$(1 \ 2 \ 6 \ 4 \ 7 \ 5 \ 3 \ 8).$$

The absolute position of on average half of the elements of both parents are preserved. Oliver et al. (1987) concluded from theoretical and empirical results that the CX operator gives better results for the Travelling Salesman Problem than the PMX operator.

4.3.3. Order crossover (OX1)

The *order crossover operator* (Figure 4) was proposed by Davis (1985). The OX1 exploits a property of the path representation, that the order of cities (not their positions) are important. It constructs an offspring by choosing a

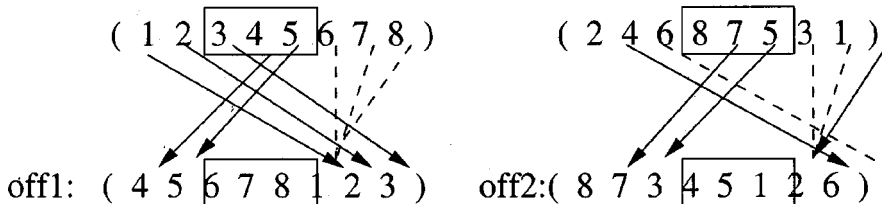


Figure 4. Order crossover (OX1).

subtour of one parent and preserving the relative order of cities of the other parent. For example, consider the following two parent tours:

$$(1\ 2\ 3\ 4\ 5\ 6\ 7\ 8)\ \text{and}$$

$$(2\ 4\ 6\ 8\ 7\ 5\ 3\ 1),$$

and suppose that we select a first cut point between the second and the third bit and a second one between the fifth and the sixth bit. Hence,

$$(1\ 2|3\ 4\ 5|6\ 7\ 8)\ \text{and}$$

$$(2\ 4|6\ 8\ 7|5\ 3\ 1).$$

The offspring are created in the following way. First, the tour segments between the cut point are copied into the offspring, which gives

$$(**|3\ 4\ 5|***)\ \text{and}$$

$$(**|6\ 8\ 7|***).$$

Next, starting from the second cut point of one parent, the rest of the cities are copied in the order in which they appear in the other parent, also starting from the second cut point and omitting the cities that are already present. When the end of the parent string is reached, we continue from its first position. In our example this gives the following children:

$$(8\ 7|3\ 4\ 5|1\ 2\ 6)\ \text{and}$$

$$(4\ 5|6\ 8\ 7|1\ 2\ 3),$$

4.3.4 Order based crossover (OX2)

The *order based crossover operator* (Syswerda 1991) selects at random several positions in a parent tour, and the order of the cities in the selected positions of this parent is imposed on the other parent. For example, consider again the parents

$$(1\ 2\ 3\ 4\ 5\ 6\ 7\ 8)\ \text{and}$$

$$(2\ 4\ 6\ 8\ 7\ 5\ 3\ 1),$$

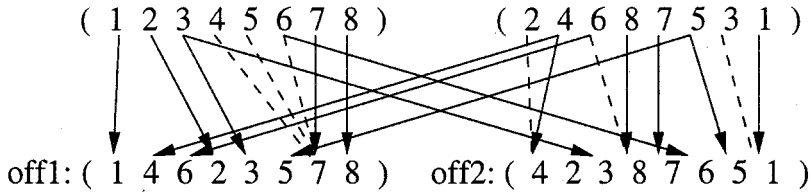


Figure 5. Position based crossover (POS).

and suppose that in the second parent the second, third, and sixth positions are selected. The cities in these positions are city 4, city 6 and city 5 respectively. In the first parent these cities are present at the fourth, fifth and sixth positions. Now the offspring is equal to parent 1 except in the fourth, fifth and sixth positions:

$$(1\ 2\ 3\ * * * 7\ 8).$$

We add the missing cities to the offspring in the same order in which they appear in the second parent tour. This results in

$$(1\ 2\ 3\ 4\ 6\ 5\ 7\ 8).$$

Exchanging the role of the first parent and the second parent gives, using the same selected positions,

$$(2\ 4\ 3\ 8\ 7\ 5\ 6\ 1).$$

4.3.5 Position based crossover (POS)

The *position based operator* (Syswerda 1991) also starts by selecting a random set of positions in the parent tours. However, this operator imposes the position of the selected cities on the corresponding cities of the other parent. For example, consider the parent tours

$$(1\ 2\ 3\ 4\ 5\ 6\ 7\ 8) \text{ and}$$

$$(2\ 4\ 6\ 8\ 7\ 5\ 3\ 1),$$

and suppose that the second, third and the sixth positions are selected. This leads (Figure 5) to the following offspring:

$$(1\ 4\ 6\ 2\ 3\ 5\ 7\ 8) \text{ and}$$

$$(4\ 2\ 3\ 8\ 7\ 6\ 5\ 1).$$

4.3.6. Heuristic crossover

Grefenstette (1987b) developed a class of *heuristic crossover operators* which emphasize edges. These operators create an offspring in the following way:

1. They first select at random a city to be the current city of the offspring.
2. Second, they consider the four (undirected) edges incident to the current city. Over these edges a probability distribution is defined based on their cost. The probability associated with an edge incident to a previously visited city is equal to zero.
3. An edge is selected on this distribution. (If none of the parental edges leads to an unvisited city a random edge is selected.)
4. The steps 3 and 4 are repeated until a complete tour has been constructed.

In case a uniform probability is chosen, the offspring inherits about 30% of the edges of every parent, and about 40% of the edges are randomly selected. The operator described above was also used by Liepins et al. (1987).

4.3.7. Genetic edge recombination crossover (ER)

The genetic *edge recombination crossover operator* was developed by Whitley et al. (1989, 1991).

It is an operator which is suitable for the symmetrical TSP; it makes the assumption that only the values of the edges are important, not their direction. In accordance with this assumption, the edges of a tour can be seen as the carriers of the hereditary information. The ER operator attempts to preserve the edges of the parents in order to pass on a maximum amount of information to the offspring. The breaking of edges is seen as unwanted mutation.

The problem that normally occurs with operators which follow an edge recombination strategy, is that they often leave cities without a continuing edge (Grefenstette 1987). These cities become isolated and new edges have to be introduced. The ER operator tries to avoid this problem by first choosing cities which have few unused edges. Of course, there has to be a connection with a city before it can be selected. The only edge that the ER operator fails to enforce is the edge from the final city to the initial city. Therefore, a limited amount of mutation may occur. The mutation rate will be at most $1/n$, where n is the number of cities. In practice the mutation rate turned out to be between 1–5%.

Now, how does the ER operator work? It uses a co-called “edge map”, which gives for each city the edges of the parents that start or finish in it. Consider for example these tours:

(1 2 3 4 5 6) and
(2 4 3 1 5 6).

The edge map for these tours is shown in Table 3.

The genetic edge recombination operator works according to the following algorithm:

Table 3. The edge map for the tours (1 2 3 4 5 6) and (2 4 3 1 5 6)

City	Connected cities
1	2, 6, 3, 5
2	1, 3, 4, 6
3	2, 4, 1
4	3, 5, 2
5	4, 6, 1
6	1, 5, 2

1. Choose the initial city from one of the two parent tours. (It can be chosen at random or according to criteria outlined in step 4). This is the “current city”.
2. Remove all occurrences of the “current city” from the left-hand side of the edge map. (These can be found by referring to the edge list for the current city).
3. If the current city has entries in its edge list go to step 4; otherwise, go to step 5.
4. Determine which of the cities in the edge list of the current city has the fewest entries in its own edge list. The city with the fewest entries becomes the “current city”. Ties are broken at random. Go to step 2.
5. If there are no remaining “unvisited” cities, then STOP. Otherwise, choose at random an “unvisited” city and go to step 2.

For our example tours we get:

1. The new child tour is initialized with one of the two initial cities from its parents. Initial cities 1 and 2 both have four edges; randomly choose city 2.
2. The edge list for city 2 indicates the candidates for the next city are the cities 1, 3, 4, and 6. The cities 3, 4 and 6 all have two edges: the initial three minus the connection with city 2. City 1 now has three edges and therefore it is not considered. Assume that city 3 is randomly chosen.
3. City 3 now has edges to city 1 and city 4. City 4 is chosen next, since it has fewer edges.
4. City 4 only has an edge to city 5, so city 5 is chosen next.
5. City 5 has edges to the cities 1 and 6, both of which have only one edge left. Randomly choose city 1.
6. City 1 must now go to city 6.

The resulting tour is

(2 3 4 5 1 6),

and is composed entirely of edges taken from the two parents.

The ER operator does not take into account the common sequences of the parent tours. Therefore, an enhancement of the ER operator was developed in which the edges starting from the current city which are present in both parents have priority above the edges which are unique for one of the parents. There also exist modifications for making better choices, when random edge selection is necessary (Starkweather et al. 1991).

On the other hand, the edge recombination operator indicates clearly that the path representation might be too poor to represent important properties of a tour – it is for this reason that it was complemented by the edge list.

The ER operator was tested by Whitley et al. (1989) on three TSPs with 30, 50, and 75 cities – in all cases it returned a solution better than the previously “best known” sequence.

Whitley et al. (1989, 1991) showed that the ER operator may also be used in combination with the second type of binary representation described in Section 4.2. If we define the ordered list: (1,2), (1,3), (1,4), (1,5), (1,6), (2,3), (2,4), (2,5), (2,6), (3,4), (3,5), (3,6), (4,5), (4,6), (5,6), the parents of our example may be written as

parent 1: 1 0 0 0 1 1 0 0 0 1 0 0 1 0 1,
 parent 2: 0 1 0 1 0 0 1 0 1 1 0 0 0 0 1.

In our example, the created offspring is represented by

0 0 0 1 1 1 0 0 1 1 0 0 1 0 0.

It is easy to see that all of the edges of the offspring except its last one are taken from one of the parents:

parent 1: 1 0 0 0 1 1 0 0 0 1 0 0 1 0 1,
 parent 2: 0 1 0 1 0 0 1 0 1 1 0 0 0 0 1,
 offspring: 0 0 0 1 1 1 0 0 1 1 0 0 1 0 0.

The edge (5,6) occurred in both parents. However, it was not passed on to the offspring.

4.3.8. Sorted match crossover

The *sorted match crossover operator* was proposed by Brady (1985). It (see also Mühlenbein et al. 1988) searches for subtours in both the parent tours which have the same length, which start in the same city, which end in the same city and which contain the same set of cities. If such subtours are found the cost of these substrings are determined. The offspring is constructed from the parent which contains the subtour with the highest cost by substituting

this subtour for the subtour with the lowest cost. Consider, for example, the parent tours

$$(1\ 2\ 3\ 4\ 5\ 6\ 7\ 8) \text{ and}$$

$$(3\ 4\ 6\ 5\ 7\ 2\ 8\ 1).$$

The first parent contains the subtour (4 5 6 7), and the second parent the subtour (4 6 5 7). These subtours have the same length, both begin in city 4, both end in city 7, and both contain the same cities. Suppose that the cost of the subtour (4 5 6 7) is higher than the cost of the subtour (4 6 5 7). Then, the following offspring is created:

$$(1\ 2\ 3\ 4\ 6\ 5\ 7\ 8).$$

Mühlenbein et al. (1988) concluded that the sorted match crossover was useful in reducing the computation time, but that it is a weak scheme for crossover.

4.3.9. *Maximal preservative crossover (MPX)*

The *maximal preservative operator* was introduced by Mühlenbein et al. (1988). It works in a similar way to the PMX operator. It first selects a random substring of the first parent whose length is greater than or equal to 10 (except for very small problem instances), and smaller than or equal to the problem size divided by 2. These restrictions on the length of the substring are given to assure that there is enough information exchange between the parent strings without losing too much information from any of these parents. Next, all the elements of the chosen substring are removed from the second parent. After this, the substring chosen from parent 1 is copied into the first part of the offspring. Finally, the end of the offspring is filled up with cities in the same order as they appear in the second parent. Hence, if we consider the parent tours

$$(1\ 2\ 3\ 4\ 5\ 6\ 7\ 8) \text{ and}$$

$$(2\ 4\ 6\ 8\ 7\ 5\ 3\ 1),$$

and we select the substring (3 4 5) from the first parent. The MPX operator gives the following offspring

$$(3\ 4\ 5\ 2\ 6\ 8\ 7\ 1).$$

The advantage of the MPX operator is that it only destroys a limited number of edges; the maximum number of edges which may be destroyed is equal to the length of the chosen substring. Sometimes, at the beginning

of the execution of an algorithm this maximum number might be reached. However, with the progress of the computation, solutions have more common edges, so that the number of destroyed edges decreases. Mühlenbein et al. (1988) performed additional mutation in case less than 10% of the edges were destroyed.

4.3.10. *Voting recombination crossover (VR)*

The *voting recombination operator* (Mühlenbein 1989) does not originate from biology. It can be seen as a p-sexual crossover operator, where p is a natural number greater than or equal to 2. It starts by defining a threshold, which is a natural number smaller than or equal to p. Next, for every $i \in \{1, 2, \dots, n\}$ the set of i-th elements of all the parents is considered. If in this set an element occurs at least the threshold number of times, it is copied into the offspring. For example, if we consider the parents ($p = 4$)

$$(1\ 4\ 3\ 5\ 2\ 6), (1\ 2\ 4\ 3\ 5\ 6), \\ (3\ 2\ 1\ 5\ 4\ 6), (1\ 2\ 3\ 4\ 5\ 6)$$

and we define the threshold to be equal to 3 we find

$$(1\ 2\ x\ x\ x\ 6).$$

The remaining positions of the offspring are filled with mutations. Hence, our example might result in

$$(1\ 2\ 4\ 5\ 3\ 6).$$

We remark that Mühlenbein (1989) used the voting recombination operator in an evolutionary algorithm for the *Quadratic Assignment Problem (QAP)* instead of for the TSP. This is an assignment problem in which generalizing the conditions, the objective function changes from a lineal one to a quadratic one.

4.3.11. *Alternating-position crossover (AP)*

The *alternating position crossover operator* (Larrañaga et al. 1996a) simply creates an offspring by selecting alternately the next element of the first parent and the next element of the second parent, omitting the elements already present in the offspring. For example, if parent 1 is

$$(1\ 2\ 3\ 4\ 5\ 6\ 7\ 8)$$

and parent 2 is

$$(3\ 7\ 5\ 1\ 6\ 8\ 2\ 4),$$

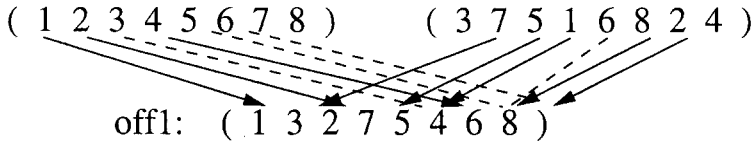


Figure 6. Alternating-position crossover (AP).

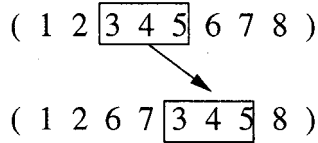


Figure 7. Displacement mutation (DM).

the AP operator gives (Figure 6) the following offspring

$$(1\ 3\ 2\ 7\ 5\ 4\ 6\ 8).$$

Exchanging the parents results in

$$(3\ 1\ 7\ 2\ 5\ 4\ 6\ 8).$$

4.3.12. Displacement mutation (DM)

The *displacement mutation operator* (Michalewicz 1992) first selects a subtour at random. This subtour is removed from the tour and inserted in a random place. For example, consider the tour represented by

$$(1\ 2\ 3\ 4\ 5\ 6\ 7\ 8),$$

and suppose that the subtour $(3\ 4\ 5)$ is selected. Hence, after the removal of the subtour we have

$$(1\ 2\ 6\ 7\ 8).$$

Suppose that we randomly select city 7 to be the city after which the subtour is inserted. This results in (Figure 7)

$$(1\ 2\ 6\ 7\ 3\ 4\ 5\ 8).$$

Displacement mutation is also called *cut mutation* (Banzhaf 1990).

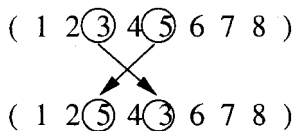


Figure 8. Exchange mutation (EM).

4.3.13. Exchange mutation (EM)

The *exchange mutation operator* (Banzhaf 1990) randomly selects two cities in the tour and exchanges them. For example, consider the tour represented by

$$(1\ 2\ 3\ 4\ 5\ 6\ 7\ 8),$$

and suppose that the third and the fifth city are randomly selected. This results in (Figure 8)

$$(1\ 2\ 5\ 4\ 3\ 6\ 7\ 8).$$

The exchange mutation operator is also referred to as the *swap mutation operator* (Oliver et al. 1987), the *point mutation operator* (Ambati et al. 1991), the *reciprocal exchange mutation operator* (Michalewicz 1992), or the *order based mutation operator* (Syswerda 1991). Ambati et al. (1991) used *repeated exchange mutation*. They choose the probability of the performance of exactly m exchanges equal to $p^{(m-1)}(1-p)$, where p was a parameter and $p \in (0,1)$. Beyer (1992) also used repeated exchange mutation. He, however, introduced a control parameter s to determine the number of exchanges. Each individual had its own s -value, the s -value of an offspring was determined by the s -values of its parents. At the beginning of the algorithm a high number of exchanges was carried out. Via the algorithm, the number of exchanges was lowered to 1. This method is adopted from Schwefel (1975).

4.3.14. Insertion mutation (ISM)

The *insertion mutation operator* (Fogel 1988; Michalewicz 1992) randomly chooses a city in the tour, removes it from this tour, and inserts it in a randomly selected place. For example, consider again the tour

$$(1\ 2\ 3\ 4\ 5\ 6\ 7\ 8),$$

and suppose that the insertion mutation operator selects city 4, removes it, and randomly inserts it after city 7. Hence, the resulting offspring is (Figure 9)

$$(1\ 2\ 3\ 5\ 6\ 7\ 4\ 8).$$

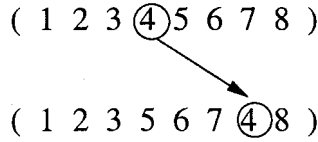


Figure 9. Insertion mutation (ISM).

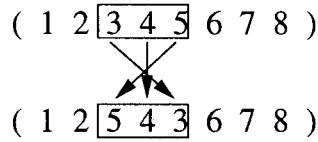


Figure 10. Simple inversion mutation (SIM).

The insertion mutation operator is also called the *position based mutation operator* (Syswerda 1991).

4.3.15. Simple inversion mutation (SIM)

The *simple inversion mutation operator* (Holland 1975; Grefenstette 1987) selects randomly two cut points in the string, and it reverses the substring between these two cut points. For example, consider the tour

$$(1\ 2\ 3\ 4\ 5\ 6\ 7\ 8),$$

and suppose that the first cut point is chosen between city 2 and city 3, and the second cut point between the fifth and the sixth city. This results in (Figure 10)

$$(1\ 2\ 5\ 4\ 3\ 6\ 7\ 8).$$

The simple inversion mutation operator served as the basis for the *2-opt* heuristic for the TSP developed by Lin (1965) and is also used in the application of simulated annealing to the TSP (Kirkpatrick et al. 1983).

4.3.16. Inversion mutation (IVM)

The *inversion mutation* (Fogel 1990, 1993) is similar to the displacement operator. It also randomly selects a subtour, removes it from the tour and inserts it in a randomly selected position. However, the subtour is inserted in reversed order. Consider again our example tour

$$(1\ 2\ 3\ 4\ 5\ 6\ 7\ 8),$$

and suppose that the subtour (3 4 5) is chosen, and that this subtour is inserted in reversed order immediately after city 7. This gives (Figure 11)

$$(1\ 2\ 6\ 7\ 5\ 4\ 3\ 8).$$

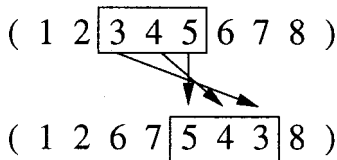


Figure 11. Inversion mutation (IVM).

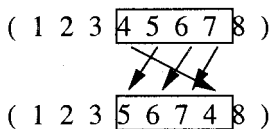


Figure 12. Scramble mutation (SM).

Banzaf (1990) referred to the insertion mutation operator as the *cut-inverse mutation operator*.

4.3.17. *Scramble mutation (SM)*

The *scramble mutation operator* (Syswerda 1991) selects a random subtour and scrambles the cities in it. For example, consider the tour

$$(1\ 2\ 3\ 4\ 5\ 6\ 7\ 8),$$

and suppose that the subtour (4 5 6 7) is chosen. This might result in (Figure 12)

$$(1\ 2\ 3\ 5\ 6\ 7\ 4\ 8).$$

We would like to point out that it was suggested in connection with scheduling problems instead of with the TSP.

In this section we have included different crossover and mutation operators that had been developed for the dominated path representation. The majority of the work in which the optimal permutation is obtained uses this representation. However, from a historic point of view, the detection of the problems done by Grefenstette et al. (1985), problems that appear with this representation in hyperplans analysis, are those that have caused the introduction of two new representations (ordinal and adjacency) which offer some of improvements over the path representation.

According to Grefenstette et al. (1985):

... there is a problem in applying the hyperplane analysis of GA's to this representation. The definition of a hyperplane is unclear in this representation. For example (a,*,*,*,*) appears to be a first order hyperplane, but

it contains the entire space. The problem is that in this representation, the semantics of an allele in a given position depends on the surrounding alleles. Intuitively, we hope that GA's will tend to construct good solutions by identifying good building blocks and eventually combining these to get larger building blocks. For the TSP, the basic building blocks are edges. Larger building blocks correspond to larger subtours. The path representation does not lend itself to the description of edges and longer subtours in ways which are useful to the GA.

4.4. *Adjacency representation*

In the *adjacent representation* (Grefenstette et al. 1985) a tour is represented as a list of n cities. City j is listed in position i if, and only if, the tour leads from city i to city j . Thus, the list

(3 5 7 6 4 8 2 1)

represents the tour

1-3-7-2-5-4-6-8.

Note that any tour has one unique adjacency list representation. An adjacency list may represent an illegal tour. For example,

(3 5 7 6 2 4 1 8)

represents the following collection of cycles:

1-3-7, 2-5, 4-6 and 8.

It is easy to see that for the adjacency representation the classical crossover operator may result in illegal tours. A repair algorithm might be necessary. Other crossover operators were defined and investigated for the adjacency representation. We will describe them one by one.

4.4.1. *Alternating edge crossover*

The *alternating edge crossover* works as follows (Grefenstette et al. 1985): first it chooses an edge from the first parent at random. Second, the partial tour created in this way is extended with the appropriate edge of the second parent. This partial tour is extended by the adequate edge of the first parent, etc. The partial tour is extended by choosing edges from alternating parents. In case an edge is chosen which would produce a cycle into the partial tour,

the edge is not added. Instead, the operator selects randomly an edge from the edges which do not produce a cycle.

For example, the result of an alternating edge crossover of the parent

(2 3 8 7 9 1 4 5 6)

(7 5 1 6 9 2 8 4 3)

might be

(2 5 8 7 9 1 6 4 3).

The first edge chosen is (1,2); it is chosen from the first parent. The second edge chosen, edge (2,5), is selected from the second parent, etc. Note that the only random edge introduced is edge (7,6) instead of edge (7,8).

Experimental results with the alternating edges operator have been uniformly discouraging. The obvious explanation seems to be that good subtours are often disrupted by the crossover operator. Ideally, an operator ought to promote the development of coadapted alleles, or in the TSP, longer and longer high performance subtours. The next operator was motivated by the desire to preserve longer parental subtours.

4.4.2. *Subtour chunks crossover*

Using the *subtour chunks operator* (Grefenstette et al. 1985), an offspring is constructed from two parent tours as follows: first it takes a random length subtour of the first parent. This partial tour is extended by choosing a subtour of random length from the second parent. The partial tour is extended by taking subtours from alternating parents. If a subtour is selected from one of the parents which would lead to an illegal tour, it is not added. Instead an edge is added which is chosen at random from the edges that do not produce a cycle into the partial tour.

4.4.3. *Heuristic crossover*

The *heuristic crossover operator* (Grefenstette et al. 1985) first selects at random a city to be the starting point of the offspring's tour. Then, the edges which start from this city are compared and the shorter of these two edges is chosen. Next, the city on the other side of the chosen edge is selected as a reference city. The edges which start from this reference city are compared and the shortest one is added to the partial tour, etc. If, at some stage, a new edge would introduce a cycle into the partial tour, then the tour is extended with an edge chosen at random from the remaining edges which do not introduce cycles.

4.4.3.1. *Modifications.* Jog et al. (1989) suggested the following modification. In case choosing the shortest edge produces a cycle into the partial tour, the largest edge is checked. If choosing this edge does not lead to an illegal tour, it is accepted. Otherwise, the shortest edge from a pool of q randomly selected edges is chosen, where q is a parameter. This variation of the heuristic operator tries to combine short subpaths of the different parent tours. However, it might be possible that the operator is not able to remove all undesirable crossings of edges. Therefore, it is not suitable for fine local tuning.

Suh and Van Gucht (1987) introduced a heuristic crossover operator which is based on the *2-opt* algorithm of Lin (1965). This operator selects two random edges, (k,l) and (m,n) and checks whether

$$d(k,l) + d(m,n) > d(k,n) + d(m,l),$$

where $d(i,j)$ represents the distance between city i and city j . In case the inequality above is true, the edges (k,l) and (m,n) are replaced by the edges (k,n) and (m,l) .

The main advantage of the adjacency representation is that it allows hyperplane analysis, also called schemata analysis (Oliver et al. 1987; Grefenstette et al. 1985; Michalewicz 1992).

Unfortunately, all the operators described above give poor results. In particular, the experimental results with the alternating edge operator have been uniformly discouraging. This is because this operator often destroys good subpaths of the parent tours. Therefore, the subtour chunk operator by choosing subpaths instead of edges from the parent tours, performs better than the alternating edge operator. However, it still has quite a low performance, because it does not take into account any information available about the edges. The heuristic crossover operator on the other hand, selects the better edge of the two possible edges, and therefore it performs far better than the other two operators. However, the performance of the heuristic operator is not remarkable either (Grefenstette et al. 1985). Note that also other mutation operators have to be developed, since the classical mutation operator is only defined for binary strings.

4.5. Ordinal representation

Also in the *ordinal presentation*, which was introduced by Grefenstette et al. (1985) a tour is represented as a list of n cities. The i -th element of the list is a number in the range from 1 to $n - i + 1$. There exists an ordered list of cities, which serves as a reference point.

The easiest way to explain the ordinal representation is by giving an example. Assume, for example, that the ordered list is given by

$$L = (1\ 2\ 3\ 4\ 5\ 6\ 7\ 8).$$

Now the tour 1-5-3-2-8-4-7-6 is represented by

$$T = (1\ 4\ 2\ 1\ 4\ 1\ 2\ 1).$$

This should be interpreted as follows. The first number of T is a 1. This means that to get the first city of the tour we have to take the first element of list L and remove it from L . The partial tour is: 1. The second element of T is a 4. Therefore, to get the second city of the tour we have to get the fourth element of list L , which is city 5. We remove city 5 from list L . The partial tour is: 1-5. If we continue in the above described way until all the elements of L have been removed, we finally find the tour 1-5-3-2-8-4-7-6.

The advantage of the ordinal presentation is that the classical crossover operator can be used. This follows from the fact that the i -th element of the tour representation is always a number in the range from 1 to $n - i + 1$. It is easy to see that partial tours to the left of the crossover point do not change, whereas partial tours to the right of the crossover point are disrupted in a quite random way.

As predicted by the above consideration of subtour disruptions, experimental results using the ordinal representation have been generally poor.

4.6. Matrix representation

At least three attempts have been done to use a *binary matrix representation*.

1. Fox and McMahon (1987) suggested representing a tour as a matrix in which the element in row i and column j is a 1 if, and only if, in the tour city i is visited before city j . For example, the tour 2-3-1-4 is represented by the matrix:

$$\begin{pmatrix} 0 & 0 & 0 & 1 \\ 1 & 0 & 1 & 1 \\ 1 & 0 & 0 & 1 \\ 0 & 0 & 0 & 0 \end{pmatrix}.$$

Suppose that a solution of the n -cities TSP is represented by matrix M . M has the following properties:

1. $\sum_{j=1}^n \sum_{i=1}^n m_{ij} = \frac{n(n-1)}{2}$ $(i, j \in \{1, 2, \dots, n\})$,
2. $m_{ii} = 0$ $(i \in \{1, 2, \dots, n\})$,
3. $(m_{ij} = 1 \wedge m_{jk} = 1) \Rightarrow m_{ik} = 1$ $(i, j, k \in \{1, 2, \dots, n\})$.

In case the number of 1's in the matrix is less than $\frac{1}{2}n(n - 1)$ and the other requirements are satisfied, it is possible to complete the matrix in such a way that it represents a legal tour.

For this matrix representation two new crossover operators were developed: the intersection operator and the union operator. The *intersection operator* constructs an offspring O from parent P_1 and P_2 in the following way. First, for all $i, j \in \{1, 2, \dots, n\}$ it defines

$$o_{ij} := \begin{cases} 1 & \text{if } p_{1,ij} = p_{2,ij} = 1, \\ 0 & \text{otherwise.} \end{cases}$$

Second, some 1's which are unique for one of the parents are "added" to O , and the matrix is completed with the help of an analysis of the sum of rows and columns, in such a way that the result is a legal tour. For example, the parent tours 2-3-1-4 and 2-4-1-3 which are represented by

$$\begin{pmatrix} 0 & 0 & 0 & 1 \\ 1 & 0 & 1 & 1 \\ 1 & 0 & 0 & 1 \\ 0 & 0 & 0 & 0 \end{pmatrix} \text{ and } \begin{pmatrix} 0 & 0 & 1 & 0 \\ 1 & 0 & 1 & 1 \\ 0 & 0 & 0 & 0 \\ 1 & 0 & 1 & 0 \end{pmatrix},$$

give after the first phase

$$\begin{pmatrix} 0 & 0 & 0 & 0 \\ 1 & 0 & 1 & 1 \\ 0 & 0 & 0 & 0 \\ 0 & 0 & 0 & 0 \end{pmatrix}.$$

This matrix can be completed in six different ways, since the only restriction on the offspring tour is that it starts in city 2. One possible offspring is the tour 2-1-4-3 which is represented by:

$$\begin{pmatrix} 0 & 0 & 1 & 1 \\ 1 & 0 & 1 & 1 \\ 0 & 0 & 0 & 0 \\ 0 & 0 & 1 & 0 \end{pmatrix}.$$

The *union operator* divides the set of cities into two disjoint groups. See Fox and McMahon (1987) for a special method of making this division. For the first group of cities the matrix elements of the offspring are taken from the first parent, for the second group they are selected from the second parent. The resulting matrix is completed by an analysis of the sum of the rows and columns. For example, consider again the two parents given above, and suppose that we divide the set of cities into $\{1,2\}$ and $\{3,4\}$. Hence, after the first step of the union operator we have

$$\begin{pmatrix} 0 & 0 & x & x \\ 1 & 0 & x & x \\ x & x & 0 & 0 \\ x & x & 1 & 0 \end{pmatrix},$$

which might be completed to

$$\begin{pmatrix} 0 & 0 & 0 & 0 \\ 1 & 0 & 0 & 0 \\ 1 & 1 & 0 & 0 \\ 1 & 1 & 1 & 0 \end{pmatrix},$$

which represents the tour 4-3-2-1.

Fox and McMahon did not define a mutation operator.

The experimental results on different topologies of the cities reveal an interesting characteristic of the union and intersection operators, which allows progress to be made even when the elitism (preserving the best) option was not used. This was not the case for either ER or PMX operators.

2. Seniw (1991) had another approach. He defined the matrix element in the i -th row and the j -th column to be 1 if, and only if, in the tour city j is visited immediately after city i . This implies that a legal tour is represented by a matrix of which each row and each column contains precisely one 1. We remark that a matrix which has precisely one 1 in each row and in each column does not necessarily represent a legal tour. For example, consider the matrices

$$\begin{pmatrix} 0 & 0 & 0 & 1 \\ 0 & 0 & 1 & 0 \\ 1 & 0 & 0 & 0 \\ 0 & 1 & 0 & 0 \end{pmatrix} \text{ and } \begin{pmatrix} 0 & 1 & 0 & 0 \\ 1 & 0 & 0 & 0 \\ 0 & 0 & 0 & 1 \\ 0 & 0 & 1 & 0 \end{pmatrix},$$

where the first matrix represents the tour 2-3-1-4, and the second one the set of subtours $\{1-2, 3-4\}$.

Mutation is defined as follows: first several rows and columns are selected. The elements in the intersections of these rows and columns are removed and randomly replaced, though in such a way that the result is a matrix of which each row and each column contains precisely one 1. For example, consider again the matrix representation of the tour 2-3-1-4 and suppose that we select the first and the second row and the third and the fourth column. First, the matrix elements in the intersections of the rows and columns are removed. Hence,

$$\begin{pmatrix} 0 & 0 & x & x \\ 0 & 0 & x & x \\ 1 & 0 & 0 & 0 \\ 0 & 1 & 0 & 0 \end{pmatrix}.$$

Randomly replacing the elements may give

$$\begin{pmatrix} 0 & 0 & 1 & 0 \\ 0 & 0 & 0 & 1 \\ 1 & 0 & 0 & 0 \\ 0 & 1 & 0 & 0 \end{pmatrix}.$$

Note that this matrix does not represent a legal tour. The crossover operator which was defined creates an offspring O from parents P_1 and P_2 as follows. First, for all $i, j \in \{1, 2, \dots, n\}$ it defines

$$o_{ij} := \begin{cases} 1 & \text{if } p_{1,ij} = p_{2,ij} = 1, \\ 0 & \text{otherwise.} \end{cases}$$

Second, it alternatively takes a 1 from one of the parents, which is unique for that parent, and changes the corresponding matrix element of the offspring from a 0 into a 1. Finally, if any rows in the offspring still do not contain a 1, 1s are added randomly, though in such a way that the result is a matrix which has precisely one 1 in each row and in each column. For example, the parent tours 2-3-1-4 and 2-4-1-3, which are represented by

$$\begin{pmatrix} 0 & 0 & 0 & 1 \\ 0 & 0 & 1 & 0 \\ 1 & 0 & 0 & 0 \\ 0 & 1 & 0 & 0 \end{pmatrix} \text{ and } \begin{pmatrix} 0 & 0 & 1 & 0 \\ 0 & 0 & 0 & 1 \\ 0 & 1 & 0 & 0 \\ 1 & 0 & 0 & 0 \end{pmatrix},$$

may create the following offspring:

$$\begin{pmatrix} 0 & 0 & 0 & 1 \\ 0 & 0 & 1 & 0 \\ 0 & 1 & 0 & 0 \\ 1 & 0 & 0 & 0 \end{pmatrix},$$

which is again not a representation of a legal tour.

We have seen that the defined operators do not necessarily result in legal tours. It is possible that the operators convert the parent tour(s) into a collection of subtours. These subtours are allowed in the hope that natural clustering takes place (however, subtours which contain less than q cities are not allowed, where q is a parameter). After the execution of the genetic algorithm the best solution found is converted into a legal tour. This is done with the help of a deterministic algorithm which combines pairs of subtours.

This evolution program gave a reasonable performance on several test cases from 30 cities to 512 cities.

3. The last approach based on a binary matrix representation was proposed by Homaifar and Guan (1991). They used the same representation as Seniw (1991), but in combination with different crossover and mutation operators. The crossover operators they used exchange all entries of the parent matrices either after a 1-point crossover or a 2-point crossover. Afterwards, an additional “repair algorithm” is run to assure that the result is a matrix of which each row and each column contains precisely one 1, and to connect any cycles to produce a legal tour.

A 1-point crossover can be seen as follows. Consider the representations of the tours 1-2-3-4 and 4-3-2-1. These are

$$\begin{pmatrix} 0 & 1 & 0 & 0 \\ 0 & 0 & 1 & 0 \\ 0 & 0 & 0 & 1 \\ 1 & 0 & 0 & 0 \end{pmatrix} \text{ and } \begin{pmatrix} 0 & 0 & 0 & 1 \\ 1 & 0 & 0 & 0 \\ 0 & 1 & 0 & 0 \\ 0 & 0 & 1 & 0 \end{pmatrix},$$

respectively. Suppose, that the crossover point is chosen between the second and the third column.

Hence,

$$\begin{pmatrix} 0 & 1 & | & 0 & 0 \\ 0 & 0 & | & 1 & 0 \\ 0 & 0 & | & 1 & 0 \\ 1 & 0 & | & 0 & 0 \end{pmatrix} \text{ and } \begin{pmatrix} 0 & 0 & | & 0 & 1 \\ 1 & 0 & | & 0 & 0 \\ 0 & 1 & | & 0 & 0 \\ 0 & 0 & | & 1 & 0 \end{pmatrix}.$$

Crossover results in

$$\begin{pmatrix} 0 & 1 & | & 0 & 1 \\ 0 & 0 & | & 0 & 0 \\ 0 & 0 & | & 0 & 0 \\ 1 & 0 & | & 1 & 0 \end{pmatrix} \text{ and } \begin{pmatrix} 0 & 0 & | & 0 & 0 \\ 1 & 0 & | & 1 & 0 \\ 0 & 1 & | & 0 & 1 \\ 0 & 0 & | & 0 & 0 \end{pmatrix},$$

which of course do not represent legal tours.

A 2-point crossover works according to the same idea. Consider again the two parent tours given above, and suppose that we choose the first crossover point to be between the first and the second column, and the second to be between the third and the fourth column. Hence,

$$\begin{pmatrix} 0 & | & 1 & 0 & | & 0 \\ 0 & | & 0 & 1 & | & 0 \\ 0 & | & 0 & 0 & | & 1 \\ 1 & | & 0 & 0 & | & 0 \end{pmatrix} \text{ and } \begin{pmatrix} 0 & | & 0 & 0 & | & 1 \\ 1 & | & 0 & 0 & | & 0 \\ 0 & | & 1 & 0 & | & 0 \\ 0 & | & 0 & 1 & | & 0 \end{pmatrix}.$$

The result of the crossover is

$$\left(\begin{array}{c|ccc|c} 0 & 0 & 0 & 0 & 0 \\ 0 & 0 & 0 & 0 & 0 \\ 0 & 1 & 0 & 1 & 0 \\ 1 & 0 & 1 & 0 & 0 \end{array} \right) \text{ and } \left(\begin{array}{c|ccc|c} 0 & 1 & 0 & 1 & 0 \\ 1 & 0 & 1 & 0 & 0 \\ 0 & 0 & 0 & 0 & 0 \\ 0 & 0 & 0 & 0 & 0 \end{array} \right),$$

which again do not represent legal tours.

The mutation operator used by Homaifar and Guan (1991) was heuristic inversion. This operator reverses the order of the cities between two randomly chosen cut points. If the distance between two cut points is large, the operator explores connections between “good” paths, otherwise the operator performs local search.

The reported results (Homaifar et al. 1993) indicate that this approach performed successfully on 30–100 city TSP problems.

5. Hybridization with Local Search

Genetic algorithms can be applied to problems of which very little knowledge is available. However, Grefenstette (1987b) showed that in many occasions it is possible to incorporate problem-specific knowledge in these algorithms. One example of incorporated knowledge we have already seen: the heuristic crossover operator (see Section 4.4.3).

Another opportunity to use problem-specific knowledge is in the determination of the initial population. The initial population can be chosen at random. However, it is also possible to start with a population which already has some quality. This is called *seeding*. Lawler et al. (1985) and Johnson (1990) described how a population of medium quality can be created. Note that seeding has to be done very carefully, since a genetic algorithm started with an initial population of little variety may quickly converge to a local optimum. Banzhaf (1990) and Grefenstette (1987b) defined measures of the population variance. An algorithm which is frequently used for seeding is the *2-opt* algorithm (Lin 1965).

While the genetic algorithms are not well suited for finely tuned local search, Goldberg (1989) suggested crossing them with a local search algorithm. In this way the evolutionary algorithm searches for the “hills”, and the local search algorithm climbs them. Several attempts have been done to implement Goldberg’s suggestion, amongst others by Ackley (1987); Gorges-Schleuter (1989); Jog et al. (1989); Mühlenbein (1989, 1991); Mühlenbein and Kindermann (1989); Mühlenbein et al. (1987, 1988); Suh and Van Gucht (1987) and Ulder et al. (1990). They all used algorithms of the following structure:

1. Construct a (random or seeded) initial population.
2. Apply local search to every individual of the initial population and replace every individual by the better individual (e.g. local optimum), which was reached by applying local search to it.
3. Create new individuals with the help of genetic operators and add them to the population.
4. Use local search to replace each new created individual in the current population by a better individual (e.g. local optimum).
5. Reduce the extended population to its original size in accordance with a selection criterion.
6. If it does not comply with a stopping criteria: go to step 3.

The local search in the steps 2 and 4 may be performed with, e.g. the *2-opt* algorithm (Lin 1965) or the *Or-opt* algorithm (Or 1976; Lawler et al. 1985). Ulder et al. (1990) used a local search algorithm based on Lin and Kernighan neighbourhoods (Lin and Kernighan 1973). Lin et al. (1993) even applied simulated annealing. They worked with neighbourhoods determined by the following swapping strategies: random 2-exchange and locally adjacent swap. Also a combination of different local search techniques may be chosen: Prinetto et al. (1993) applied in every generation *Or-opt*, *2-opt*, and Group Optimization with a probability of 0.5, 0.3 and 0.2 respectively. They also used a combination of several crossover operators.

Instead of using local search in every iteration of a genetic algorithm it is also possible to wait the algorithm has reached an interesting stage in the search process. Another possibility is to perform local search only when the genetic algorithm has terminated.

Mühlenbein and Gorges-Schleuter developed a parallel genetic algorithm based on the above described structure (Gorges-Schleuter 1989; Mühlenbein 1989, 1991; Mühlenbein et al. 1987, 1988). They called their algorithm ASPARAGOS (ASynchronous PARAllel Genetic Optimization Strategy). Another parallel genetic algorithm for the Travelling Salesman Problem is described in Fogel (1990).

6. Experimental Results with the Path Representation

6.1. Introduction

Faced with the impossibility of carrying out an analytic comparison of the different operators presented in the previous section, we have carried out an empirical comparison between the different combination of crossover and mutation operators presented in relation with the path representation.

The Genetic Algorithm that we used follows the principles of GENITOR (Whitley et al. 1989). In the mentioned algorithm, only one new individual is created in each iteration of the algorithm. This new individual replaces the worst of the individuals existing in the population, only if its evaluation function is better. The criteria for stopping the algorithm is double. In this way, if in 1000 successive iterations the average cost of the population has not decreased, the algorithm will be stopped, not allowing, whatsoever more than 50000 evaluations in each search. In the experiments presented here the following parameters have been established: size of population ($\lambda = 200$), probability of mutation ($p_m = 0.01$) and selective pressure ($b = 1.90$). The last parameter, introduced in GENITOR, is related with the assigning of probability for the selection of the parents. In short, it indicates the preference of the selection awarded to the best of the individuals of the population making a comparison with the average individual. In this way, for example, if $b = 2$ this signifies that the best individual has been assigned the probability of converting itself into the father which is double that of the average individual.

For each of the 48 (8×6) combinations between crossover and mutation operators considered, 10 searches have been realized. The searches have been realized using the SPARC-server 100 computer, under the Solaris 2.3 operating system. The treatment of the data obtained in the experiments has been realized with the SPSS package (1988), studying the statistical significance ($\alpha = 0.05$) of the average results using Kruskal–Wallis test.

6.2. Results

The following files have been used in the empirical study: Distances in kilometers between the 47 capitals of the Spanish peninsular provinces, as well as the well known Grötschels24, and Grötschels48, which have been used previously in the empirical comparisons. These are two files that can be obtained via ftp in many sites, that represent the distances between 24 and 48 imaginary cities. They are often used in TSP problems to know the fitness of the algorithm we use, and can be defined like a classical experiment in the TSP.

Capitals of the Spanish peninsular provinces

Table 4 shows the best results and the average results obtained for each possible combination between the crossover and mutation parameters considered. Distances in kilometers have been used. They have been provided by Center of Publications of the General Technical Secretary of the Department of Public Works, Transport and Environment.

We are not aware of any other work on these characteristics that have been applied to this file, so a comparison with other references is not possible.

Table 4. Tour lengths for capitals of Spanish provinces

	AP	CX	ER	OX1	OX2	PMX	POS	VR	
DM best results	7309	7552	6238	6564	6333	7114	6238	8256	6238
DM average results	12021	10610	8644	8785	9486	10407	9013	15956	10615
EM best results	7510	7559	6238	6472	6412	7666	6245	8272	6238
EM average results	12195	10703	8649	9175	9850	11710	9331	16178	10974
ISM best results	7452	8240	6238	6437	6238	6470	6238	7826	6238
ISM average results	11950	10544	8649	8850	9644	10744	9112	15796	10661
IVM best results	7266	7964	6238	6396	6558	6803	6238	8064	6238
IVM average results	11944	10593	8545	8883	9507	10400	8922	16077	10609
SIM best results	10596	8813	6245	6305	6364	7322	6238	9685	6238
SIM average results	14763	10661	9243	9831	11045	13073	10188	16589	11924
SM best results	10364	8440	6238	6311	6472	7985	6388	9797	6238
SM average results	15014	10672	9461	10085	11077	13335	10189	16739	12071
	7266	7552	6238	6305	6238	6470	6238	7826	6238
	12981	10630	8865	9268	10101	11612	9459	16222	11142

The tour with the lowest cost has been evaluated in 6238 km, which has been obtained ten times (5 of them with ER crossover operator, 4 of them with POS, and the resting one with OX2). All of the mutation operators have been capable of finding this tour, although the ISM was the one which found it the most number of times. The statistically significant differences have been found in relation with average behavior, related with crossover operator likewise with the mutation operator. The best crossover operators were in the following order: ER, OX1, POS, OX2 and CX, while the best mutation operators were: IVM, DM, and ISM.

In relation to the speed of the convergence, measured by the number of evaluations made until the convergence of the algorithm, the fastest crossover operators, were the following: ER, PMX, OX1, POS, and OX2, likewise the mutation operators were: SIM and SM. There is a more profound study of the above mentioned data, that work with different sizes of population, mutation probabilities and selective pressure, which you can refer to in Larrañaga et al. (1996c).

Grötschels24

This file, the same as the following one, has been used as a bank of tests in several approximations to TSP using the Genetic Algorithm.

Table 5 shows the results obtained. The best results, 1272 km, has been achieved with the following crossover operators: ER, OX1, OX2, PMX and POS. All the mutation operators find the above mentioned value.

Table 5. Tour lengths for the Grötschels24 problem

	AP	CX	ER	OX1	OX2	PMX	POS	VR	
DM best results	1349	1316	1272	1272	1289	1272	1272	1340	1272
DM average results	1470	1416	1274	1305	1322	1355	1305	1777	1403
EM best results	1369	1388	1272	1272	1289	1296	1272	1380	1272
EM average results	1487	1474	1274	1299	1311	1416	1312	1903	1434
ISM best results	1300	1289	1272	1272	1272	1313	1272	1565	1272
ISM average results	1406	1461	1272	1307	1316	1368	1298	1993	1428
IVM best results	1301	1344	1272	1272	1272	1298	1272	1390	1272
IVM average results	1406	1408	1277	1303	1329	1369	1315	1904	1414
SIM best results	1421	1302	1272	1272	1272	1327	1289	1390	1272
SIM average results	1588	1441	1276	1313	1342	1393	1329	1737	1428
SM best results	1396	1330	1272	1272	1300	1306	1279	1537	1272
SM average results	2996	1423	1277	1300	1367	1388	1316	1920	1623
	1300	1289	1272	1272	1272	1272	1272	1340	1272
	1725	1437	1275	1305	1331	1382	1313	1872	1455

At the average results level, improvements have been reached with the following crossover operators: ER, OX1, POS, OX2, and PMX, likewise with the mutation operators: DM and IVM.

Fast crossover operators in this example were: ER, PMX, OX1 and OX2, while SIM likewise SM can be considered as fast mutation operators.

Grötschels48

In Table 6 the average and the best results are shown. The best search corresponds to the tour of 5074 km, worse than optimal of this problem (5046 km). This optimal has been reached using the combination of the ER + SIM operators relaxing the stopping conditions, and increasing the size of the population.

The statistically significant differences has been found in relation with average behavior, related with crossover operator, with the best being ER, POS, OX1 and OX2 operators. The best behavior of the mutation operators were ISM, DM and IVM operators.

The number of necessary iterations to reach the convergence, ER, PMX and POS could be considered as fast crossover operators, likewise with the mutation operators SIM and SM.

6.3. Conclusions

Although we are aware that the experiments made over three tests files don't allow us to generalize the results obtained in other TSP problem, a certain

Table 6. Tour lengths for the Grötschels48 problem

	AP	CX	ER	OX1	OX2	PMX	POS	VR	
DM best results	6403	10387	5137	5142	5123	5560	5186	14931	5123
DM average results	7082	11398	5208	5368	5390	6150	5459	15595	7706
EM best results	6606	9719	5134	5194	5150	6420	5168	14760	5134
EM average results	7220	10649	5232	5458	5651	7103	5361	15325	7750
ISM best results	6311	9514	5107	5234	5080	6092	5158	15228	5080
ISM average results	6905	10543	5176	5422	5536	6496	5401	15554	7629
IVM best results	6769	9905	5100	5145	5169	5519	5174	15267	5100
IVM average results	7276	11139	5238	5436	5455	6139	5395	15702	7723
SIM best results	9847	9356	5074	5424	5097	7010	5179	15205	5074
SIM average results	10304	10610	5154	5538	5451	7430	5493	15663	8205
SM best results	8802	9786	5074	5280	5251	6663	5164	15014	5074
SM average results	10220	11014	5138	5516	5715	7523	5413	15580	8265
	6311	9356	5074	5142	5080	5519	5158	14760	5074
	8168	10892	5191	5456	5533	6807	5420	15570	7880

uniformity of behavior of the operators in the different examples can be seen. In this way, the crossover operators ER, OX1, POS and OX2, likewise the mutation operators DM, IVM, and ISM were those which had the best results. If we consider speed related with the number of evaluations until convergence, the classification for the crossover operators was: ER, PMX, OX1 and POS, likewise for the mutation operators: SIM and SM. The operators of special interest, i.e. the ones that had the best results and at the same time were the quickest, are ER, OX1 and POS.

Starkweather et al. (1991) present an empirical comparison of six crossover operators, designed for the path representation: ER, OX1, OX2, POS, PMX and CX. Each of the above operators was used to solve the 30 city TSP. None of the operators use mutation. The results obtained indicate how good ER, OX1, OX2, and POS operators are.

Although, at the start it was considered that the tasks of sequencing were similar, so only one genetic operator would be enough for any problem of sequencing, results indicate that the effectiveness of different operators is dependent on the problem domain; operators which work well in problem where adjacency is important (e.g. TSP) may not be effective for other types of sequencing problems.

Likewise, for example, in the problem of the search of the optimal permutation with which we have recently been working in Bayesian networks (Larrañaga et al. 1996a, 1996b) using crossover and mutation operators developed in relation with path representation, the crossover operators that provided

the best results, in both cases, were: CX, OX2 and POS operators. Comparing this with the results obtained here, the difference is that the CX operator is included and the ER operator is excluded. Note that in the last two problems the search is made over the non cyclic permutations of n integer numbers, in contradiction with TSP, in which the optimal cyclic permutation is to be searched.

7. Conclusions

We have considered several representations and operators which may be used in genetic algorithms meant to solve the Travelling Salesman Problem. The first representation at which we looked was the *binary representation*. This representation might be useful for small problem instances of the TSP. However, for larger problem instances the binary strings which represent the tours become unmanageably large. Another disadvantage of the binary representation is that the classical operators do not necessarily result in legal offspring tours; repair algorithms would be necessary.

The second representation described, was the *path representation*. This representation can be seen as the most natural of those considered. It is also the one that is used most often, and a large variety of operators have been developed for it. These operators try to pass on two types of information to the offspring: the absolute position of the cities in the parent tours and the relative order of the cities in the parent tours. Some operators, e.g. the CX operator and the position based operator, pay most attention to the former type of information transfer. Other operators, e.g. the order based operator, the ER operator and the heuristic operator, pay more attention to the latter type. Since the TSP searches for a cycle of which the cost is independent of the chosen starting city, it can be expected that information about the relative order of the cities is more important to pass on than the information about the absolute position of the cities.

Few results can be found on the comparison of the performance of the different operators from a mathematical point of view. This, amongst other reasons, is due to the fact that, for most operators, schemata analysis is quite difficult. Some results can be found. Oliver et al. (1987) concluded from theoretical and empirical results that the OX operator is better than the PMX operator and that the PMX operator is better than the CX operator. Grefenstette et al. (1985) showed that it was better to use a heuristic crossover operator. However, Whitley et al. (1989, 1991) showed that their ER operator worked even better than the heuristic crossover operator. Our results, obtained with 3 different examples, using 48 combinations between 8 crossover operators and 6 mutation operators, show the superiority of the following operators: ER,

OX1, POS and OX2 (crossover operators), and DM, IVM and ISM (mutation operators).

The third representation considered was the *adjacency representation*. We have seen that for this representation several crossover operators have been developed. However, unfortunately all the described crossover operators give a low performance. The created offspring does not inherit enough adequate information from its parents.

The penultimate representation which we described was the *ordinal representation*. The advantage of this representation is that the classical operators can be used. However, it gives poor results.

The last representation to which we paid attention to was the *matrix representation*. In fact we did not consider one matrix representation, but two: the representation used by Fox and McMahon (1987), and the representation used by Seniw (1991) and by Homaifar and Guan (1991). The main difficulty using these matrix representations is to define operators which lead to legal offspring. In both the approaches of Seniw (1991) and Homaifar and Guan (1991), additional repair algorithms are necessary to assure that the offspring is a legal tour.

Although it may be bit out of the reach of this paper, we also discussed briefly the hybridization of a genetic algorithm with local search. We did this since the creation of a good evolutionary algorithm seems to inevitably include local search techniques.

Another aspect that could be of interest is to compare the results obtained with the approximations based on the Genetic Algorithms examined here, with other techniques included in the Evolutionary Computation – Evolutionary Programming, Evolutionary Strategies . . . –, as well as other heuristics of optimization – Simulated Annealing, Tabu Search, Threshold Accepting, . . . –.

Acknowledgements

This work was supported by the Diputación Foral de Gipuzkoa, under grant OF 95/1127, and by the grant PI94/78 of the Gobierno Vasco. We also thank the anonymous referees for helpful comments on this paper.

References

- Ackley, D. H. (1987). *A Connectionist Machine for Genetic Hillclimbing*. Kluwer Academic Publishers.
- Ambati, B. K., Ambati, J. & Mokhtar, M. M. (1991). Heuristic Combinatorial Optimization by Simulated Darwinian Evolution: A Polynomial Time Algorithm for the Traveling Salesman Problem. *Biological Cybernetics* **65**: 31–35.

- Banzhaf, W. (1990). The "Molecular" Traveling Salesman. *Biological Cybernetics* **64**: 7–14.
- Beyer, H. G. (1992). Some Aspects of the 'Evolution Strategy' for Solving TSP-Like Optimization Problems Appearing at the Design Studies of the 0.5 TeV⁺e⁻-Linear Collider. In Männer, R. & Manderick, B. (eds.) *Parallel Problem Solving from Nature 2*, 361–370. Amsterdam: North-Holland.
- Brady, R. M. (1985). Optimization Strategies Gleaned from Biological Evolution. *Nature* **317**: 804–806.
- Bremermann, H. J., Rogson, M. & Salaff, S. (1965). Search by Evolution. In Maxfield, M., Callahan A. & Fogel, L. J. (eds.) *Biophysics and Cybernetic Systems*, 157–167. Washington: Spartan Books.
- Davis, L. (1985). Applying Adaptive Algorithms to Epistatic Domains. *Proceedings of the International Joint Conference on Artificial Intelligence*, 162–164.
- Davis, L. (ed.) (1991). *Handbook of Genetic Algorithms*. New York: Van Nostrand Reinhold.
- Fogel, L. J. (1962). Atonomous Automata. *Ind. Res.* **4**: 14–19.
- Fogel, D. B. (1988). An Evolutionary Approach to the Traveling Salesman Problem. *Biological Cybernetics* **60**: 139–144.
- Fogel, D. B. (1990). A Parallel Processing Approach to a Multiple Traveling Salesman Problem Using Evolutionary Programming. In Canter, L. (ed.) *Proceedings on the Fourth Annual Parallel Processing Symposium*, 318–326. Fullerton, CA.
- Fogel, D. B. (1993). Applying Evolutionary Programming to Selected Traveling Salesman Problems. *Cybernetics and Systems* **24**: 27–36.
- Fox, M. S. & McMahon, M. B. (1987). Genetic Operators for Sequencing Problems. In Rawlings, G. (ed.) *Foundations of Genetic Algorithms: First Workshop on the Foundations of Genetic Algorithms and Classifier Systems*, 284–300. Los Altos, CA: Morgan Kaufmann Publishers.
- Gunnels, J., Cull, P. & Holloway, J. L. (1994). Genetic Algorithms and Simulated Annealing for Gene Mapping. In Grefenstette, J. J. (ed.) *Proceedings of the First IEEE Conference on Evolutionary Computation*, 385–390. Florida: IEEE.
- Goldberg, D. E. & Lingle, Jr., R. (1985). Alleles, Loci and the TSP. In Grefenstette, J. J. (ed.) *Proceedings of the First International Conference on Genetic Algorithms and Their Applications*, 154–159. Hillsdale, New Jersey: Lawrence Erlbaum.
- Goldberg, D. E. (1989). *Genetic Algorithms in Search, Optimization and Machine Learning*. Reading, MA: Addison-Wesley.
- Gorges-Schleuter, M. (1989). ASPARAGOS An Asynchronous Parallel Genetic Optimization Strategy. In Schaffer, J. (ed.) *Proceedings on the Third International Conference on Genetic Algorithms*, 422–427. Los Altos, CA: Morgan Kaufmann Publishers.
- Grefenstette, J., Gopal, R., Rosmaita, B. & Van Gucht, D. (1985). Genetic Algorithms for the TSP. In Grefenstette, J. J. (ed.) *Proceedings of the First International Conference on Genetic Algorithms and Their Applications*, 160–165. Hillsdale, New Jersey: Lawrence Erlbaum.
- Grefenstette, J. J. (ed.) (1987a). *Genetic Algorithms and Their Applications: Proceedings of the Second International Conference*. Hillsdale, New Jersey: Lawrence Erlbaum.
- Grefenstette, J. J. (1987b). Incorporating Problem Specific Knowledge into Genetic Algorithms. In Davis, L. (ed.) *Genetic Algorithms and Simulated Annealing*, 42–60. Los Altos, CA: Morgan Kaufmann.
- Holland, J. (1975). *Adaptation in Natural and Artificial Systems*. Ann Arbor: University of Michigan Press.
- Homaifar, A. & Guan, S. (1991). *A New Approach on the Traveling Salesman Problem by Genetic Algorithm*. Technical Report, North Carolina A&T State University.
- Homaifar, A., Guan, S. & Liepins, G. E. (1993). A New Approach on the Traveling Salesman Problem by Genetic Algorithms. In Forrest, S. (ed.) *Proceedings of the Fifth International Conference on Genetic Algorithms*, 460–466.
- Jog, P., Suh, J. Y. & Van Gucht, D. (1989). The Effects of Population Size, Heuristic Crossover and Local Improvement on a Genetic Algorithm for the Traveling Salesman Problem. In

- Schaffer, J. (ed.) *Proceedings on the Third International Conference on Genetic Algorithms*, 110–115. Los Altos, CA: Morgan Kaufmann Publishers.
- Johnson, D. S. (1990). Local Optimization and the Traveling Salesman Problem. *Proc. 17th Colloq. Automata, Languages and Programming*. Springer-Verlag.
- Kirkpatrick, S., Gelatt, C. D. & Vecchi, M. P. (1983). Optimization by Simulated Annealing. *Science* **220**: 671–680.
- Koza, J. R. (1992). *Genetic Programming: On the Programming of Computers by Means of Natural Selection*. MIT Press.
- Larrañaga, P., Kuijpers, C. M. H., Poza, M. & Murga, R. H. (1996a) Decomposing Bayesian Networks: Triangulation of the Moral Graph with Genetic Algorithms. *Statistics and Computing* (to be published).
- Larrañaga, P., Kuijpers, C. M. H., Murga, R. H. & Yurramendi, Y. (1996b). Searching for the Best Ordering in the Structure Learning of Bayesian Networks. *IEEE Transactions on Systems, Man and Cybernetics* **26**(4): 487–493.
- Larrañaga, P., Inza, I., Kuijpers, C. M. H., Graña, M. & Lozano, J. A. (1996c). Algoritmos Genéticos en el Problema del Viajante de Comercio. *Informatica y Automatica* (submitted).
- Lauritzen, S. L. & Spiegelhalter, D. J. (1988). Local Computations with Probabilities on Graphical Structures and Their Application on Expert Systems. *Journal of the Royal Statistical Society, Series B* **50**(2): 157–224.
- Lawler, E. L., Lenstra, J. K., Rinnooy Kan, A. H. G. & Shmoys, D. B. (eds.) (1985). *The Travelling Salesman Problem: A Guided Tour of Combinatorial Optimization*. Chichester: Wiley.
- Lidd, M. L. (1991). *The Travelling Salesman Problem Domain Application of a Fundamentally New Approach to Utilizing Genetic Algorithms*. Technical Report, MITRE Corporation.
- Liepins, G. E., Hilliard, M. R., Palmer, M. & Morrow, M. (1987). Greedy Genetics. In Grefenstette, J. J. (ed.) *Genetic Algorithms and Their Applications: Proceedings of the Second International Conference*, 90–99. Hillsdale, New Jersey: Lawrence Erlbaum.
- Lin, S. (1965). Computer Solutions on the Travelling Salesman Problem. *Bell Systems Techn. J.* **44**: 2245–2269.
- Lin, S. & Kernighan, B. W. (1973). An Effective Heuristic Algorithm for the Traveling Salesman Problem. *Operations Research* **21**: 498–516.
- Lin, F.-T., Kao, C.-Y. & Hsu, C.-C. (1993). Applying the Genetic Approach to Simulated Annealing in Solving NP-Hard Problems. *IEEE Transactions on Systems, Man, and Cybernetics* **23**(6): 1752–1767.
- Lozano, J. A., Larrañaga, P. & Graña, M. (1996). Partitional Cluster Analysis with Genetic Algorithms: Searching for the Number of Clusters. *Fifth Conference of International Federation of Classification Societies*, 251–252. Kobe, Japan.
- Matthews, R. A. J. (1993). The Use of Genetic Algorithms in Cryptanalysis. *Cryptologia* **XVII**(2): 187–201.
- Michalewicz, Z. (1992). *Genetic Algorithms + Data Structures = Evolution Programs*. Berlin Heidelberg: Springer Verlag.
- Mühlenbein, H., Gorges-Schleuter, M. & Krämer, O. (1987). New Solutions to the Mapping Problem of Parallel Systems: The Evolution Approach. *Parallel Computing* **4**: 269–279.
- Mühlenbein, H., Gorges-Schleuter, M. & Krämer, O. (1988). Evolution Algorithms in Combinatorial Optimization. *Parallel Computing* **7**: 65–85.
- Mühlenbein, H. (1989). Parallel Genetic Algorithms, Population Genetics and Combinatorial Optimization. In Schaffer, J. (ed.) *Proceedings on the Third International Conference on Genetic Algorithms*, 416–421. Los Altos, CA: Morgan Kaufmann Publishers.
- Mühlenbein, H. & Kindermann, J. (1989). The Dynamics of Evolution and Learning – Towards Genetic Neural Networks. In Pfeiffer, J. (ed.) *Connectionism in Perspectives*.
- Mühlenbein, H. (1991). Evolution in Time and Space – The Parallel Genetic Algorithm. In Rawlins, G. (ed.) *Foundations of Genetic Algorithms*. Los Altos, CA: Morgan Kaufmann.
- Oliver, I. M., Smith, D. J. & Holland, J. R. C. (1987). A Study of Permutation Crossover Operators on the TSP. In Grefenstette, J. J. (ed.) *Genetic Algorithms and Their Applications*:

- Proceedings of the Second International Conference*, 224–230. Hillsdale, New Jersey: Lawrence Erlbaum.
- Or, I. (1976). *Travelling Salesman-Type Combinatorial Problems and Their Relation to the Logistics of Regional Blood Banking*. PhD Thesis, Northwestern University.
- Prinetto, P., Rebaudengo, M. & Sonza Reorda, M. (1993). Hybrid Genetic Algorithms for the Traveling Salesman Problem. In Albrecht, R. F., Reeves, C. R. & Steele, N. C. (eds.) *Artificial Neural Nets and Genetic Algorithms*, 559–566. Wien: Springer-Verlag.
- Rechenberg, I. (1973). *Optimierung Technischer Systeme Nach Prinzipien der Biologischen Information*. Stuttgart: Frommann Verlag.
- Reinelt, G. (1991). TSPLIB – A Traveling Salesman Library. *ORSA Journal on Computing* 3(4): 376–384.
- Schaffer, J. (ed.) (1989). *Proceedings on the Third International Conference on Genetic Algorithms*. Los Altos, CA: Morgan Kaufmann Publishers.
- Schwefel, H.-P. (1975). *Evolutionsstrategie und Numerische Optimierung*. Doctoral Thesis Diss. D 83, TU Berlin.
- Seniw, D. (1991). *A Genetic Algorithm for the Traveling Salesman Problem*. MSc Thesis, University of North Carolina at Charlotte.
- Spillman, R., Janssen, M., Nelsonn B. & Kepner, M. (1993). Use of a Genetic Algorithm in the Cryptanalysis Simple Substitution Ciphers. *Cryptologia* XVII(1): 31–44.
- SPSS-X, User's Guide (1988). 3rd Edition.
- Starkweather, T., McDaniel, S., Mathias, K., Whitley, C. & Whitley, D. (1991). A Comparison of Genetic Sequencing Operators. In Belew, R. & Booker, L. (eds.) *Proceedings on the Fourth International Conference on Genetic Algorithms*, 69–76. Los Altos, CA: Morgan Kaufmann Publishers.
- Suh, J. Y. & Van Gucht, D. (1987). Incorporating Heuristic Information into Genetic Search. In Grefenstette, J. J. (ed.) *Genetic Algorithms and Their Applications: Proceedings of the Second International Conference*, 100–107. Hillsdale, New Jersey: Lawrence Erlbaum.
- Syswerda, G. (1991). Schedule Optimization Using Genetic Algorithms. In Davis, L. (ed.) *Handbook of Genetic Algorithms*, 332–349. New York: Van Nostrand Reinhold.
- Ulder, N. L. J., Aarts, E. H. L., Bandelt, H.-J., Van Laarhoven, P. J. M. & Pesch, E. (1990). Genetic Local Search Algorithms for the Traveling Salesman Problem. In *Parallel Problem Solving from Nature*, 106–116. Berlin Heidelberg: Springer-Verlag.
- Whitley, D., Starkweather, T. & D'Ann Fuquay (1989). Scheduling Problems and Travelling Salesman: The Genetic Edge Recombination Operator. In Schaffer, J. (ed.) *Proceedings on the Third International Conference on Genetic Algorithms*, 133–140. Los Altos, CA: Morgan Kaufmann Publishers.
- Whitley, D., Starkweather, T. & Shaner, D. (1991). The Traveling Salesman and Sequence Scheduling: Quality Solutions Using Genetic Edge Recombination. In Davis, L. (ed.) *Handbook of Genetic Algorithms*, 350–372. New York: Van Nostrand Reinhold.